

# Basic Korean Words & Phrases for Travel ✈️



안녕하세요

Pronounced: ahn-yeong-ha-se-yo

“Hello!”



\_\_\_\_\_ 주세요

Pronounced: \_\_\_\_\_ ju-se-yo

“Please give me \_\_\_\_\_!”



안녕히 계세요

Pronounced: ahn-yeong-hi gye-se-yo

“Goodbye!” (literally: “stay well!”)



저기요

Pronounced: jeo-gi-yo

“Excuse me!”



만나서 반갑습니다

Pronounced: mahn-na-seo ban-kab-sum-ni-da

“Nice to meet you!”



화장실 어디예요?

Pronounced: hwa-jang-shil o-di-ye-yo?


“Where is the bathroom?”

# Basics of the Korean Alphabet

The Korean language is made up of 24 letters:

- 14 consonants
- 10 vowels

The symbols of the alphabet are known as hangul.



Each 'block' of hangul can consist of 3-4 symbols, and is read from:

- Left to right
- Top to bottom




Good resources for learning basic Korean hangul:

- Talk to Me in Korean
- Duolingo
- @seemile (YouTube)



For example:



빵 (bbang)  
"Bread"

빵 = ㅂㅂ (bb) + ㅏ (ah) + ㅇ (ng)

# Basics of Korean Numbering Systems

## Sino-Korean Numbers:

Use for: counting money, days/months, general

1 = il

2 = i

3 = sam

4 = sa

5 = oh

6 = yuk

7 = chil



8 = pal

9 = ku

10 = ship

100 = baek

1000 = cheon

10,000 = man



## Native Korean Numbers:

Use for: counting items, expressing age

1 = hana

2 = dul

3 = set

4 = net

5 = daseot

6 = yeoseot

7 = ilgop

8 = yeodol

9 = ahop


10 = yeol

20 = seumul

30 = seorun

40 = maheun

50 = swin



# Best Korean Foods to Try



## Kimchi

Fermented vegetable dish (spicy)



## Bibimbap

Rice topped with seasoned vegetables, meat and egg



## Kimbap

Rice roll, wrapped in seaweed, with a variety of fillings



## Jjigae

A stew, most commonly made of kimchi, soybeans or tofu



## Naengmyeon

Buckwheat noodles in an ice-cold broth



## Tteokbokki

Spicy red pepper sauce



# Basic Korea Packing List



## Comfortable shoes

Korea is a very mountainous country and you'll do a lot of walking, so avoid the heels! It's compulsory to remove your shoes in certain places, so bring things that are easy for you to unlace if needed.



## Keeping cool...

Korea gets very hot in summer, so always make sure you carry water - and a fan, if you need it! Keep bug spray and sun -screen around, and you might want to invest in some cooling patches once you're in Korea.



## ...Keeping warm

On the other hand, Korea can get quite cold during the winter. Make sure you bring a thick coat if you're travelling at these times, and think about picking up hand warmers once you're on your school trip.